



SITAL

LEASING AND FINANCE LIMITED
(An ISO 9001 : 2008 Certified Company)

CIN : L65910HR1983PLC050169
Website : sitalleasingfinance.com
Mob. : +91-9891709895, +91-8010797136
E-mail : sitalleasing83@gmail.com, sitalleasing@gmail.com

Regd. Off. :
322, 3rd Floor, SS Plaza Commercial Complex
Mayfield Garden, Sector-47
Gurgaon, Haryana - 122001

Date: 19.07.2018

To,
The Head-Listing & Compliances
Metropolitan Stock Exchange of India Limited
Vibgyor Towers, 4th floor, Plot No C 62, G - Block,
Opp. Trident Hotel, Bandra Kurla Complex, Bandra (E),
Mumbai – 400 098

Sub- Submission of Shareholding Pattern under Regulation 31 of SEBI (Listing Obligations and Disclosure Requirements) Regulations, 2015 for the quarter ended on 30th June, 2018.

Dear Sir,

With reference to the above mentioned subject, please find enclosed herewith the shareholding pattern as per Regulation 31 of SEBI (Listing Obligations and Disclosure Requirements) Regulations, 2015 for the quarter ended on 30th June, 2018.

You are requested to take the above on your records and acknowledge the same.

For SITAL LEASING AND FINANCE LTD

SURENDER KUMAR JAIN

(Managing Director)

DIN : 00530035

Place: New Delhi

Holding of Specified Securities

Annexure - I

1. Name of Listed Entity:	SITAL LEASING AND FINANCE LTD		
2. Scrip Code/Name of Scrip/Class of Security			
3. Share Holding Pattern Filed under Reg. 31(1)(a)/Reg. 31(1)(b)/Reg.31(1)(c)	30-06-2018		
a. If under 31(1)(b) then indicate the report for Quarter ending			
b. If under 31(1)(c) then indicate date of allotment/extinguishment			
4. Declaration: The Listed entity is required to submit the following declaration to the extent of submission of information:-			
	Yes*	No*	
Particulars			
1. Whether the Listed Entity has issued any partly paid up shares?		No	
2. Whether the Listed Entity has issued any Convertible Securities or Warrants?		No	
3. Whether the Listed Entity has any shares against which depository receipts are issued?		No	
4. Whether the Listed Entity has any shares in locked-in?		No	
5. Whether any shares held by promoters are pledge or otherwise encumbered?		No	

* If the Listed Entity selects the option 'No' for the questions above, the columns for the partly paid up shares, Outstanding Convertible Securities/Warrants, depository receipts, locked-in shares, No of shares pledged or otherwise encumbered by promoters, as applicable, shall not be displayed at the time of dissemination on the Stock Exchange website. Also wherever there is 'No' declared by Listed Entity in above table the values will be considered as 'Zero' by default on submission of the format of holding of specified securities.





Table 1 - SUMMARY STATEMENT HOLDINGS OF SPECIFIED SECURITIES

Code gory (F)	Category of shareholder (G)	No.s of Share holders (H)	No. of fully paid up equity Share held (I)	No.s of Partly paid-up equity Share held (J)	No. of shares underlying Depository Receipts (K)	Total nos. shares held (L) (M)+(N)+(O)	Shareholding as a % of total no. of shares (calculated as SCRR, 1957) (N) As a % of (A+B+C)	Number of Voting Rights held in each class of securities (X)			No. of Shares Underlying Outstanding convertible securities (including Warrants) (Y)	Shareholding, as a % assuming full conversion of convertible securities (as a % of diluted share Capital) (Z) (P)+(Q)+(R) As a % of (A+B+C)	Number of Locked in shares (S)		Number of Shares pledged or otherwise encumbered (T)		Number of equity shares held in dematerialized form (UV)
								Class Equity X	Class Others Y	Total (X+Y+Z)			No. (A)	As a % of total shares held (R)	No. (B)	As a % of total shares held (S)	
(A)	Promoter & Promoter Group	17	298412753	0	0	298412753	48.7146	#####	0	#####	48.7146	0	0.0000	0	0.0000	298412753	
(B)	Public	1442	314160987	0	0	314160987	51.2854	#####	0	#####	51.2854	0	0.0000	NA	NA	219284197	
(C)	Non Promoter-Not Public	0	0	0	0	0	0	#####	0	#####	0	0	0.0000	NA	NA	0	
(C-1)	Shares underlying DRs	0	0	0	0	0	0	#####	0	#####	0	0	0.0000	NA	NA	0	
(C-2)	Shares held by Employee Trusts	0	0	0	0	0	0	#####	0	#####	0	0	0.0000	NA	NA	0	
	Total	1464	612573750	0	0	612573750	100.0000	#####	0	#####	100.0000	0	0.0000	0	0.0000	51779650	






Table 8 - STATEMENT SHOWING SHAREHOLDING PATTERN OF THE PROMOTER AND PROMOTER GROUP

Category & Name of the shareholders (f)	PAN (f)	No of Share Holders (f)	No of fully paid up equity Shares held (f)	Partly paid-up equity Shares held (f)	No. of underlying Depository Receipts (f)	Total nos. shares held (f) = (f) + (f) + (f)	Number of Voting Rights			Shareholding % calculated as per SCRR, 1957 As a % of (A+B+C2) (f)	No. of Underlying Outstanding convertible securities (including Warrants) (f)	Shareholding as a % assuming full conversion of convertible securities as a % of diluted share capital (f) = (f) + (f) + (f) (A+B+C2)	Number of Locked in shares (f)		Number of Shares pledged or otherwise encumbered (f)		Number of equity shares held in dematerialized form (f)	
							in each class of securities (f)						Total as a % of (A+B+C) (f)	As a % of total shares held (f)	As a % of total shares held (f)	As a % of total shares held (f)		
							Class Equity	Class Others	y									
1 India																		
(a) Individuals/Hindu undivided Family																		
VIRENDRA JAIN	AAGJ3318P	1	626100	0	0	626100	0.1027	626100	0.1027	0	0.1027	0	0	0	0	0	0.0000	626100
SURENDRA KUMAR JAIN	AAGP2959K	1	1147500	0	0	1147500	0.1873	1147500	0.1873	0	0.1873	0	0	0	0	0	0.0000	1147500
PRITI JAIN	AAGP24359F	1	610085	0	0	610085	0.0998	610085	0.0998	0	0.0998	0	0	0	0	0	0.0000	610085
BASITA JAIN	AAGNF49077B	1	65100	0	0	65100	0.0108	65100	0.0108	0	0.0108	0	0	0	0	0	0.0000	65100
RAM CHANDER	AADPR161L	1	127500	0	0	127500	0.0208	127500	0.0208	0	0.0208	0	0	0	0	0	0.0000	127500
Total		5	2579285	0	0	2579285	0.4311	2579285	0.4311	0	0.4311	0	0	0	0	0	0.0000	2579285
(b) Central Government/State Government(s)																		
Total		0	0	0	0	0	0	0	0	0	0.0000	0	0	0	0	0	0.0000	0
(c) Financial Institutions/Banks																		
Total		0	0	0	0	0	0	0	0	0	0.0000	0	0	0	0	0	0.0000	0
(d) Other Bodies (BODIES, CORPORATE)																		
MEGASTAR FILMLEASE LTD	AACM1032N	1	846560	0	0	846560	0.1382	846560	0.1382	0	0.1382	0	0	0	0	0	0.0000	846560
SILVANT INVESTMENT AND FINANCE PVT LTD	AACS4482M	1	1326550	0	0	1326550	0.2169	1326550	0.2169	0	0.2169	0	0	0	0	0	0.0000	1326550
TRANSNATIONAL GROWTH FUND LIMITED	AAACT0010Q	1	759035	0	0	759035	0.1239	759035	0.1239	0	0.1239	0	0	0	0	0	0.0000	759035
WINDOR TRADING PVT LTD	AAGL1714B	1	5421432	0	0	5421432	0.8850	5421432	0.8850	0	0.8850	0	0	0	0	0	0.0000	5421432
LEGEND INFOWAYS PVT LTD	AABCL3036G	1	14025000	0	0	14025000	2.2895	14025000	2.2895	0	2.2895	0	0	0	0	0	0.0000	14025000
SYNERGY FINLEASE PVT LTD	AABCS180D	1	9525000	0	0	9525000	15.6104	9525000	15.6104	0	15.6104	0	0	0	0	0	0.0000	9525000
PASCHIM FINANCE AND CREDIT FUND PVT LTD	AACGP2748E	1	1707750	0	0	1707750	0.2835	1707750	0.2835	0	0.2835	0	0	0	0	0	0.0000	1707750
AVIAL FINANCIAL SERVICES PVT LTD	AADCA5834G	1	44057441	0	0	44057441	7.1922	44057441	7.1922	0	7.1922	0	0	0	0	0	0.0000	44057441
PELCON FINANCE AND LEASING LTD	AADDP2989C	1	12877500	0	0	12877500	2.1022	12877500	2.1022	0	2.1022	0	0	0	0	0	0.0000	12877500
MICRO LAND DEVELOPERS PVT LTD	AAPFMA033L	1	89250000	0	0	89250000	14.5697	89250000	14.5697	0	14.5697	0	0	0	0	0	0.0000	89250000
ALSTON TEXTILES INDIA LIMITED	AANCA8297M	1	15820200	0	0	15820200	2.5828	15820200	2.5828	0	2.5828	0	0	0	0	0	0.0000	15820200
Total		12	296412763	0	0	296412763	48.7148	296412763	48.7148	0	48.7148	0	0	0	0	0	0.0000	296412763
Sub-Total (A)(1)		17	296412763	0	0	296412763	48.7148	296412763	48.7148	0	48.7148	0	0	0	0	0	0.0000	296412763
2 Foreign																		
(a) Individuals/Natural Resident Individuals/Foreign Individuals																		
Total		0	0	0	0	0	0	0	0	0	0.0000	0	0	0	0	0	0.0000	0
(b) Government																		
Total		0	0	0	0	0	0	0	0	0	0.0000	0	0	0	0	0	0.0000	0
(c) Institutions																		
Total		0	0	0	0	0	0	0	0	0	0.0000	0	0	0	0	0	0.0000	0
(d) Foreign Portfolio Investor																		
Total		0	0	0	0	0	0	0	0	0	0.0000	0	0	0	0	0	0.0000	0
Sub-Total (A)(2)		0	0	0	0	0	0	0	0	0	0.0000	0	0	0	0	0	0.0000	0
Total Shareholding of Promoter and Promoter Group (A) = (A)(1)+(A)(2)		17	296412763	0	0	296412763	48.7148	296412763	48.7148	0	48.7148	0	0	0	0	0	0.0000	296412763

Details of Shares which remain unclaimed may be given here along with details such as number of shareholders, outstanding shares held in dematerialized suspense account, voting rights, which are frozen etc.

Note:

(1) PAN would not be displayed on website of Stock Exchange(s).

(2) The term "Encumbrance" has the same meaning as assigned under rule 2(d) of SEBI (Substantial Acquisition of Shares and Takeovers) Regulations, 2011.




Table III - STATEMENT SHOWING SHAREHOLDING PATTERN OF THE PUBLIC SHAREHOLDER

Category & Name of the shareholders (i)	PAN (ii)	No. of Share holders (iii)	No. of fully paid up equity Share held (iv)	Partly paid-up equity Share held (v)	No. of underlying Depository Receipts (vi)	Total nos. shares held (vii) = (iv) + (v) + (vi)	Shareholding % calculated as per SCRR, 1957 As a % of (A+B+C2) (viii)	Number of Voting Rights (ix)			No. of Shares Underlying Outstanding convertible securities (including Warrants) (x)		Total Shareholding as a % assuming full conversion of convertible securities as a percentage of total shareholding (xi) = (vii) + (x) As a % of (A+B+C2)	Number of Locked in shares (xii)	Number of Shares pledged or otherwise encumbered (xiii)		Number of equity shares held in dematerialized form (xiv)
								Class Equity (A)	Class Preference (B)	Total	No. (xiii)	As a % of total share held (xiii)			No. (xiii)	As a % of total share held (xiii)	
1 Institutions																	
(a) Mutual Funds		0	0	0	0	0	0.0000	0	0	0	0	0.0000	0	0.0000	0	0.0000	0
(b) Venture Capital Funds		0	0	0	0	0	0.0000	0	0	0	0	0.0000	0	0.0000	0	0.0000	0
(c) Alternate Investment Funds		0	0	0	0	0	0.0000	0	0	0	0	0.0000	0	0.0000	0	0.0000	0
(d) Foreign Venture Capital Investors		0	0	0	0	0	0.0000	0	0	0	0	0.0000	0	0.0000	0	0.0000	0
(e) Foreign Portfolio Investors		0	0	0	0	0	0.0000	0	0	0	0	0.0000	0	0.0000	0	0.0000	0
(f) Financial Institutions/Banks		0	0	0	0	0	0.0000	0	0	0	0	0.0000	0	0.0000	0	0.0000	0
(g) Insurance Companies		0	0	0	0	0	0.0000	0	0	0	0	0.0000	0	0.0000	0	0.0000	0
(h) Standard Funded Pension Funds		0	0	0	0	0	0.0000	0	0	0	0	0.0000	0	0.0000	0	0.0000	0
2 Central / State government(s)																	
(a) Central Government/State Government(s)/President of India		0	0	0	0	0	0.0000	0	0	0	0	0.0000	0	0.0000	0	0.0000	0
3 Non-Institutions																	
(a) Individuals - i. Individual shareholders holding nominal share capital up to Rs. 2 lakhs.		1099	71136819	0	0	71136819	11.6126	0	0	0	0	11.6126	0	0.0000	0	0.0000	10993019
(a) INDIVIDUAL - ii. Individual shareholders holding nominal share capital in excess of Rs. 2 lakhs.		338	222776114	0	0	222776114	36.3672	0	0	0	0	36.3672	0	0.0000	0	0.0000	189164114
ARYAN GOVAL		1	81600000	0	0	81600000	1.3321	81600000	0	81600000	1.3321	1.3321	0	0.0000	0	0.0000	81600000
DEEPAK KUMAR		1	11801851	0	0	11801851	1.9286	0	0	11801851	1.9286	1.9286	0	0.0000	0	0.0000	11801851
MEHAK ARORA		1	93330000	0	0	93330000	1.5236	93330000	0	93330000	1.5236	1.5236	0	0.0000	0	0.0000	93330000
MUKESH BAH		1	10200000	0	0	10200000	1.6651	0	0	10200000	1.6651	1.6651	0	0.0000	0	0.0000	10200000
PARMANAND CHAUBEY		1	68610000	0	0	68610000	1.1200	68610000	0	68610000	1.1200	1.1200	0	0.0000	0	0.0000	68610000
SAJIV GOVAL		1	24460000	0	0	24460000	3.9963	0	0	24460000	3.9963	3.9963	0	0.0000	0	0.0000	24460000
SAURASH GOVAL		1	81600000	0	0	81600000	1.3321	81600000	0	81600000	1.3321	1.3321	0	0.0000	0	0.0000	81600000
NEERAJ KUMAR		1	81600000	0	0	81600000	1.3321	81600000	0	81600000	1.3321	1.3321	0	0.0000	0	0.0000	81600000
Employees Trusts		0	0	0	0	0	0.0000	0	0	0	0.0000	0.0000	0	0.0000	0	0.0000	0
Overseas Depositories (holding DfAs) (balancing figure)		0	0	0	0	0	0.0000	0	0	0	0.0000	0.0000	0	0.0000	0	0.0000	0
(a) ASY OTHER (BODIES CORPORATE)		5	20910839	0	0	20910839	3.2888	20910839	0	20910839	3.2888	3.2888	0	0.0000	0	0.0000	19688539
RELIABLE FINANCE CORPN PVT LTD		1	15200400	0	0	15200400	2.4651	0	0	15200400	2.4651	2.4651	0	0.0000	0	0.0000	15200400
(a) ASY OTHER (CLEARING MEMBER)		1	238525	0	0	238525	0.3325	238525	0	238525	0.3325	0.3325	0	0.0000	0	0.0000	238525
SUB TOTAL (B3)		1447	314160897	0	0	314160897	51.2864	0	0	314160897	51.2864	51.2864	0	0.0000	0	0.0000	21934197
Total Public Shareholding (B) = (B3) + (B2) + (B1)		1447	314160897	0	0	314160897	51.2864	0	0	314160897	51.2864	51.2864	0	0.0000	0	0.0000	21934197

Details of the shareholders holding 1% or more of the shareholding in the Company are given here along with details such as number of shareholders, outstanding shares held in dematerialized suspense account, voting rights which are frozen etc. Details of Shares which remain unclaimed may be given here along with details such as number of shareholders, outstanding shares held in dematerialized suspense account, voting rights which are frozen etc.

Note: (1) PAN would not be displayed on website of Stock Exchange(s). (2) The above format needs to be disclosed along with the name of following persons: Institutional/Individual shareholders holding shares less than 1% of total number of shares.

Table IV - STATEMENT SHOWING SHAREHOLDING PATTERN OF THE ICM PROMOTER - NON PUBLIC SHAREHOLDER

Category & Name of the shareholders (1)	PAN (2)	No. of Share Holders (3)	No. of fully paid up equity Share held (4)	Party paid-up equity Share held (5)	No. of shares underlying Depository Receipts (6)	Total no. shares held (7) = (4)+(6)	Shareholdin % calculated as per SCRR (1957) As a % of (A+B+C2) (8)	Number of Voting Rights held in each class of securities (9)			Total Shareholding as a % assuming full conversion of convertible securities as a % of diluted share capital (10) = (10) + (11) + (12) As a % of (A+B+C2)	Number of Locked in shares (13)		Number of Shares pledged or otherwise encumbered (14)		Number of equity shares held in dematerialized form (15)	
								No. of Voting Rights				As a % of total voting held (16)	No. (17)	As a % of total voting held (18)	No. (19)		As a % of total voting held (20)
								Class Equity	Class Others	Total							
1 Custodian/DR Holder																	
Total Non Promoter- Non Public Shareholding (C)+(1)+(2)																	

Note
 (1) PAN would not be displayed on website of Stock Exchange(s).
 (2) The above format needs to disclose name of all holders holding more than 1% of total number of shares.
 (3) M.T. The information pertains to Depository Receipts. The same may be disclosed in the respective columns to the extent information available.

